



eRAD RIS

CUSTOMER RELEASE NOTES

Build v3.2021.5.24.4

UPDATED AUGUST 20, 2021



Table of Contents

Summary	2
Intended Audience	2
Who Is Affected	2
New Settings	3
New Features	4
Worklists	4
Feature #30499 - Filter Orders To Schedule Worklist by Order Category	4
Resolved Issues and Known Limitations	6
Resolved Issues	6
New Known Limitations	6
Version Details	7
Package Contents	7
Code Stream	7
eRAD RIS Release Version Numbers	8

Publication History

Revision	Author	Description
August 20, 2021	Kevin Brooks / Hilary Saltmarsh	<ul style="list-style-type: none"> ▪ Commercial release.

SUMMARY

Intended Audience

The intended audience for this **CUSTOMER RELEASE NOTES** document is the RIS Administration team for all eRAD RIS customers.

This document describes the purpose, configuration, and operation of new features made available with this release, identifies issues resolved in the release, and highlights any unresolved known limitations.

This information should be used by all customers to determine how these changes affect their organization's workflow, and to plan their organization's upgrade strategy for eRAD RIS.



*There is no separate **SERVICE RELEASE NOTES** edition of this document.*

Who Is Affected

This release of **ERAD RIS v3.2021.5.24.4** introduces a filtering by Order Category feature on the Orders To Schedule worklist and addresses a memory issue on Radiologist screens.

This version is recommended to be applied on **ERAD RIS v3.2021.5.24.3** installations.

NEW SETTINGS

No settings were added or updated with this release, however sites configuring the new **FEATURE #30499 - FILTER ORDERS TO SCHEDULE WORKLIST BY ORDER CATEGORY** will create custom access strings.

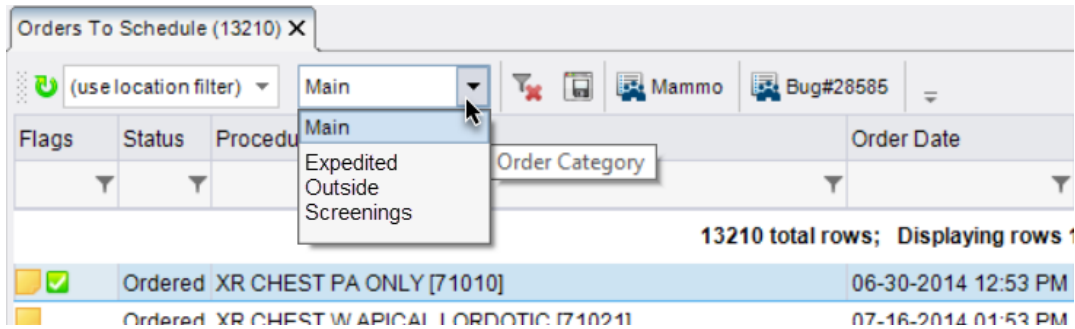
NEW FEATURES

Worklists

Feature #30499 - Filter Orders To Schedule Worklist by Order Category

Summary

This enhancement to Worklist Filtering introduces the ability to filter the Orders to Schedule Worklist by Order Category, reducing the number of items displayed and improving the performance of the worklist.



ORDER CATEGORY FILTER. ONLY DISPLAYED WHEN ORDER CATEGORIES ARE DEFINED AND THE USER HAS ACCESS TO AT LEAST ONE.

Previously, the Orders To Schedule worklist was indexed in the database at the organization level. However, as workloads increase and this worklist is leveraged for additional uses (special projects), RIS performance can be notably affected when a large number of worklist items are being retrieved by users when opening the Orders To Schedule worklist.

With this change, a new `Order Category` dropdown will appear next to the site picker when Order Categories have been configured via the `OrderCategory` RIS Lookup Table Editor.

From the Orders To Schedule worklist, users granted the relevant access string can then select a filtering option from the dropdown to display only those worklist items that have been classified with the corresponding `Order Category Code`.

The default dropdown selection of `Main` will display all those worklist items that have **not** been classified with an `Order Category Code`.



The `Main` filter excludes any items that have been classified with an `Order Category Code`. Apply the corresponding order category filter to view these items.

The first time a user opens the Orders to Schedule WL with the Order Category picker, it will default the selection to the special “Main” category, which displays every worklist item that does not have an order category. From that point forward, just as the Site/SiteGroup filter, the user’s last selection will persist. For example, if the user had selected an Order Category for “Special Project X” before lunch and logs back into the RIS after lunch, the OTS WL will default “Special Project X” when the user opens the worklist again.

User access to the category selections in the dropdown is controlled via custom access strings defined when creating the order categories.

Each order may be assigned to a single order category. The actual process of assigning orders a relevant order category will require the assistance of the Service Team. This will typically be done directly in the database using SQL.

Configuration Instructions

System Administrators must complete the following actions to enable this feature and Service Team assistance is required for some actions.

The general steps are:

1. Populate the `OrderCategory` RIS Lookup Table.
2. Configure user and group level permissions.
3. Using SQL or another mechanism, update selected orders in the database with a relevant order category.

RIS Client

Changes to OrderCategory RIS Lookup Table Settings

- Create entries for desired Order Categories.
- For each entry, create a custom access string, and note the values used.

Order Category Code	Description	Display Or...	Last Updated	Active	Access String
Contains: ▾	Contains: ▾	Equals: ▾	Contains: ▾	Cont... ▾	Contains:
		1		Y	
Feel	Feel Project	1	08-17-2021 11:32...	Y	Custom.OrderCategory.FEEL

Changes to RIS Access String Settings

- Create custom access string entries for each Order Category that was added.
- Order Category custom access strings will follow the same pattern as custom access strings for the Custom Integration feature.
- These custom access strings will be added to the Access String table using the following format:


```
Custom.OrderCategory.<OrderCategoryCode>
```
- The administrator can then assign a Default access level, as well as create more specific UserGroup access settings as needed.

Database

With the assistance of the Service Team, update selected orders in the database with a relevant order category.

This will generally be done using SQL or another mechanism to populate the `order_category_code` database field for orders that belong to the different categories.



*Bulk assignment of order categories should generally be performed during off-hours.
It is recommended to expire the worklist cache in the worklist control lookup once the database job is complete.*

RESOLVED ISSUES AND KNOWN LIMITATIONS

Resolved Issues

This release resolves the following issues:

Redmine #	Subject
30202	Resolved Thick Client GUI memory leak on Radiologist screens.















New Known Limitations

No new known limitations were identified with this release.

VERSION DETAILS

Package Contents

The release package includes the following folders:

 _ReleaseNotes	8/19/2021 3:32 PM
 Client Application	8/18/2021 12:35 PM
 DB	8/18/2021 12:35 PM
 External WebAPI	8/18/2021 12:35 PM
 Identity Service	8/18/2021 12:35 PM
 PACS Citrix Bridge	8/18/2021 12:36 PM
 RIS Service	8/18/2021 12:35 PM
 Service Tools	8/18/2021 12:37 PM
 Web Digital Forms	8/18/2021 12:35 PM
 Web Patient Connect	8/18/2021 12:36 PM
 Web Referring Connect	8/18/2021 12:36 PM
 Web UM Connect	8/18/2021 12:36 PM
 Build_2021.5.24.4.zip	8/18/2021 12:38 PM
 RISServerMasterCert.pfx	3/31/2016 1:38 PM

Code Stream

The following source code branches have been merged into this release:

Build	Patch	UI Version	Core Version	WS Version	DB Version	Digital Forms	Patient Portal	UM Portal	Provider Portal	Notes
2018.5	6	3.18.5.6(3GB)	3.18.5.6	3.18.5.6	3.18.5.6.0.02571320	3.18.5.6.0	3.18.5.6.0.1050	3.18.5.6.0.1050	3.18.5.6.0.1050	Full version release
2018.5	6.1	3.18.5.6.1(3GB)	3.18.5.6.1	3.18.5.6.1	3.18.5.6.1.02601339	3.18.5.6.1	3.18.5.6.1.1070	3.18.5.6.1.1070	3.18.5.6.1.1070	GUI, Web Services, DB, Patient/Provider/UM Portals and Digital Forms
2018.5	6.2	3.18.5.6.2(3GB)	3.18.5.6.2							GUI
2018.5	6.3	3.18.5.6.3(3GB)	3.18.5.6.3	3.18.5.6.3	3.21.5.10.002823110					GUI and Webservices
2020.12.21	-	3.20.12.21.0(3GB)	3.18.5.6	3.20.12.21.0	3.20.12.21.0.02608693	3.20.12.21.0	3.20.12.21.0.897	3.20.12.21.0.897	3.20.12.21.0.897	Full version release
2021.1.4	-	3.21.1.4.0(3GB)	3.21.1.4				3.21.1.4.0.1075	3.21.1.4.0.1075	3.21.1.4.0.1075	GUI and Patient/Provider/UM portals
2021.1.18	-	3.21.1.18.0(3GB)	3.21.1.18	3.21.1.18.0	3.21.1.18.002652234	3.21.1.18.0	3.21.1.18.0.1081	3.21.1.18.0.1081	3.21.1.18.0.1081	GUI, Web Services, DB, Patient/Provider/UM portals and Digital Forms
2021.2.1	-	3.21.2.1.0(3GB)	3.21.2.1	3.21.2.1.0	3.21.2.1.002672074	3.21.2.1.0	3.21.2.1.0.1090	3.21.2.1.0.1090	3.21.2.1.0.1090	GUI, Web Services, DB, Patient/Provider/UM portals and Digital Forms
2021.2.15	-	3.21.2.15.0(3GB)	3.21.2.15	3.21.2.15.0	3.21.2.15.002698266	3.21.2.15.0	3.21.2.15.0.1111	3.21.2.15.0.1111	3.21.2.15.0.1111	GUI, Web Services, DB, Patient/Provider/UM portals and Digital Forms
2021.2.15	1	3.21.2.15.1(3GB)	3.21.2.15.1	3.21.2.15.1		3.21.2.15.1	3.21.2.15.1.1113	3.21.2.15.1.1113	3.21.2.15.1.1113	GUI, Web Services, Patient/Provider/UM portals and Digital Forms
2021.2.15	2	3.21.2.15.2(3GB)	3.21.2.15.2	3.21.2.15.2		3.21.2.15.2	3.21.2.15.2.1122	3.21.2.15.2.1122	3.21.2.15.2.1122	GUI, Web Services, Patient/Provider/UM portals and Digital Forms
2021.2.15	3	3.21.2.15.3(3GB)	3.21.2.15.3							GUI
2021.2.15	4	3.21.2.15.4(3GB)	3.21.2.15.4	3.21.2.15.4	3.21.2.15.402732838	3.21.2.15.4	3.21.2.15.4.1133	3.21.2.15.4.1133	3.21.2.15.4.1133	GUI, Web Services, DB, Patient/Provider/UM portals and Digital Forms
2021.2.15	5	3.21.2.15.5(3GB)	3.21.2.15.5	3.21.2.15.5	3.21.2.15.502738557					GUI, Web Services and DB
2021.2.15	6	3.21.2.15.6(3GB)	3.21.2.15.6	3.21.2.15.6						GUI and Web Services
2021.3.1	-	3.21.3.1(3GB)	3.21.3.1	3.21.3.1	3.21.3.1.002712308	3.21.3.1	3.21.3.1.0.1119	3.21.3.1.0.1119	3.21.3.1.0.1119	GUI, Web Services, DB, Patient/Provider/UM portals and Digital Forms
2021.3.15	-	3.21.3.15(3GB)	3.21.3.15	3.21.3.15	3.21.3.15.002747230	3.21.3.15	3.21.3.15.0.1144	3.21.3.15.0.1144	3.21.3.15.0.1144	GUI, Web Services, DB, Patient/Provider/UM portals and Digital Forms
2021.4.12	-	3.21.4.12(3GB)	3.21.4.12	3.21.4.12	3.21.4.12.002778929	3.21.4.12	3.21.4.12.0.1167	3.21.4.12.0.1167	3.21.4.12.0.1167	GUI, Web Services, DB, Patient/Provider/UM portals and Digital Forms
2021.5.10	-	3.21.5.10(3GB)	3.21.5.10	3.21.5.10	3.21.5.10.002823110	3.21.5.10	3.21.5.10.0.1189	3.21.5.10.0.1189	3.21.5.10.0.1189	GUI, Web Services, DB, Patient/Provider/UM portals and Digital Forms
2021.5.24	-	3.21.5.24(3GB)	3.21.5.24	3.21.5.24	3.21.5.24.002842120	3.21.5.24	3.21.5.24.0.1205	3.21.5.24.0.1205	3.21.5.24.0.1205	GUI, Web Services, DB, Patient/Provider/UM portals and Digital Forms
2021.5.24	1	3.21.5.24.1(3GB)	3.21.5.24.1	3.21.5.24.1	3.21.5.24.102880695	3.21.5.24.1	3.21.5.24.1.1224	3.21.5.24.1.1224	3.21.5.24.1.1224	GUI, Web Services, DB, Patient/Provider/UM portals and Digital Forms
2021.5.24	2	3.21.5.24.2(3GB)	3.21.5.24.2	3.21.5.24.2	3.21.5.24.202923248	3.21.5.24.2	3.21.5.24.0.1244	3.21.5.24.0.1244	3.21.5.24.0.1244	GUI, Web Services, DB, Patient/Provider/UM portals and Digital Forms
2021.5.24	3	3.21.5.24.3(3GB)	3.21.5.24.3	3.21.5.24.3	3.21.5.24.302932869	3.21.5.24.3	3.21.5.24.0.1252	3.21.5.24.0.1252	3.21.5.24.0.1252	GUI, Web Services, DB, Patient/Provider/UM portals and Digital Forms
2021.5.24	4	3.21.5.24.4(3GB)	3.21.5.24.4	3.21.5.24.4	3.21.5.24.402961496	3.21.5.24.4	3.21.5.24.0.1260	3.21.5.24.0.1260	3.21.5.24.0.1260	GUI, Web Services, DB, Patient/Provider/UM portals and Digital Forms
2021.6.7	-	3.21.6.7(3GB)	3.21.6.7	3.21.6.7	3.21.6.7.002898418	3.21.6.7	3.21.6.7.0.1234	3.21.6.7.0.1234	3.21.6.7.0.1234	GUI, Web Services, DB, Patient/Provider/UM portals and Digital Forms