

Create Critical Result

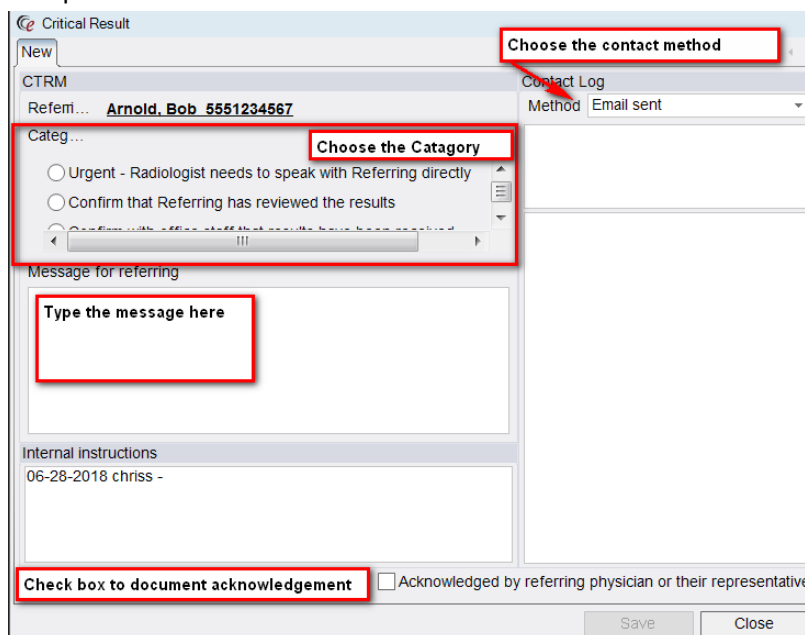
eRAD RIS offer the ability to track a critical result delivered to a referring provider. This can be completed on any study in exam done or later status

For a Radiologist:

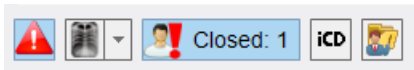
1. From the Pending Dictation WL click the critical result button at the bottom left.




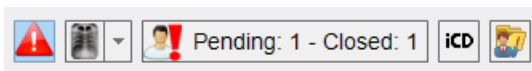
2. Complete the fields.



3. Click Save
4. It now shows as closed

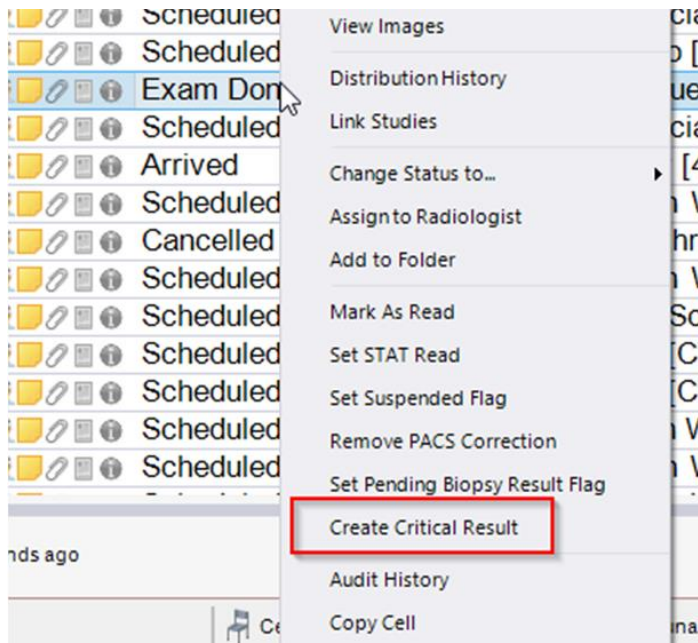


 **Note** If acknowledgement was not obtained it shows as pending

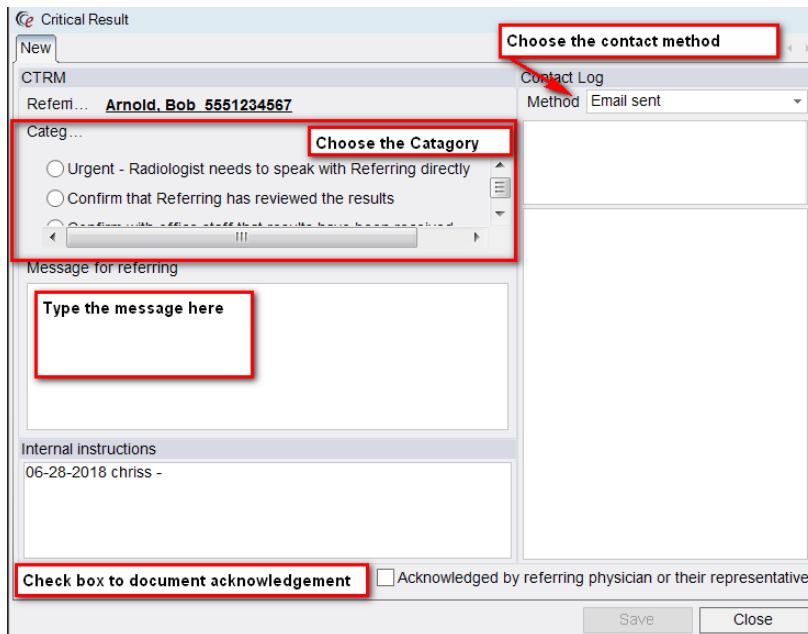


From the Patient Folder :

1. Right click and choose "Create Critical Result"



2. Complete the data in the window



Critical Result

New

CTRM

Refer... **Arnold, Bob 5551234567**

Category...

- Urgent - Radiologist needs to speak with Referring directly
- Confirm that Referring has reviewed the results

Message for referring

Type the message here

Internal instructions

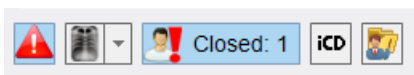
06-28-2018 chriss -

Acknowledged by referring physician or their representative

Save Close

3. Click Save

4. It now shows as closed



Note If acknowledgement was not obtained it shows as pending

