



# eRAD RIS

## RELEASE ANNOUNCEMENT

### Build 4.2024.085

UPDATED AUGUST 22, 2024

#### TABLE OF CONTENTS

- Summary** ..... 2
  - Release Announcement..... 2
  - New Features..... 2
- Feature Details** ..... 3
  - Patient Portal..... 3
  - Feature #27189 - Exam Share..... 3
- Version Details** ..... 12
  - Code Stream..... 12

#### PUBLICATION HISTORY

Revision	Author	Description
August 22, 2024	Kevin Brooks, Michelle Mahabir / Hilary Saltmarsh	<ul style="list-style-type: none"> <li>▪ Commercial release.</li> </ul>

# SUMMARY

## Release Announcement

*This release of ERAD RIS 4.2024.085 introduces password protected Exam Sharing from the Patient Portal.*

## New Features

This release introduces the following features and enhancements:

Category	Redmine #	Subject	Description
Patient Portal	27189	Exam Share	This enhancement to Patient Portal introduces the ability for patients to share selected exams with others via a time-limited, password protected link. This will allow patients to share exam results with physicians and be notified each time the link is used.

SORTED BY CATEGORY AND REDMINE

Refer to the FEATURE DETAILS section below for configuration and usage information.

# FEATURE DETAILS

## Patient Portal

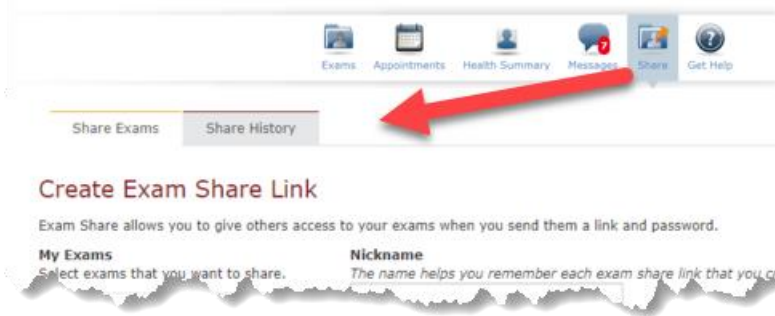
### Feature #27189 - Exam Share

#### Summary

This enhancement to the Patient Portal introduces the ability for patients to share selected exams with others via a time-limited, password protected link. This will allow patients to share exam results with physicians and be notified each time the link is used.

#### Feature Description

With this change, a new Share button has been added to the main toolbar that allows patients to create a link and password to share selected exams with others. Anyone with the link and password can access the selected exams—even if they do not have a portal account. This will allow patients to share exam results with other physicians. Whenever a shared link is accessed, messages are sent to both the patient's email and phone number.

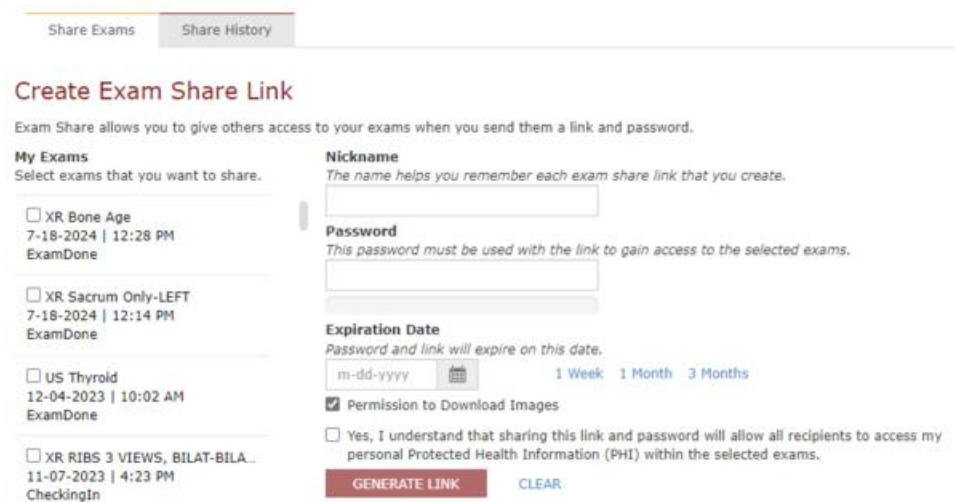


PATIENTS CAN SHARE EXAMS AND REVIEW AND MANAGE ACCESS.

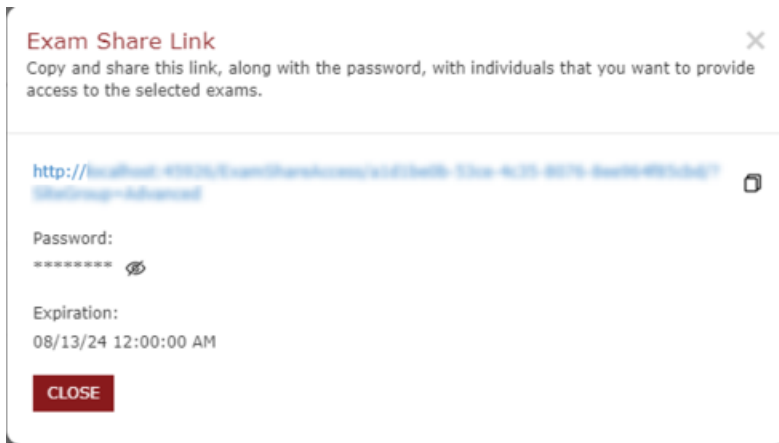
#### Creating a Shareable Link

From the **Share Exams** tab, users can select one or more exams to share, and create a shareable link:

- Exams must be past **Scheduled** status, such as **Arrived** or **Signed**.
- The **Nickname**, **Password**, and **Expiration Date** fields are required.
- By default, downloading of shared images is enabled, however this can be disallowed by unchecking the **Permission to Download Images** checkbox.



Clicking the **GENERATE LINK** button creates a password-protected URL:



Users may then share the password and link to their exam results with physicians or other individuals. Only necessary information will be shown, and the patient will be notified each time the link is accessed.



*Anyone provided with this link and password will have access to the selected exams until the link expiry date. No Portal account or RIS ID is required.*

### Managing Shared Links

From the **Share History** tab, users can manage and review shared items.

#### Active Exam Share Links Tab

From this tab, users can:

- Preview the share by following the shared link.
- Copy the link and password using the icons displayed.
- Expire active links.
- Review access activity for the link to shared exams. Note that the presence of a timestamp indicates the link was accessed but does not confirm login was successful.

Active Exam Share Links						
Name	Selected Exams	Created	Link Used	Expiration		
ab audit test Password: *****	MR Pelvis Wo XR ABDOMEN AP, KUB	48-28-2024   2:06 pm		0-04-2024   12:07 am	EXPIRE NOW	
ab audit test Password: *****	MR Pelvis Wo XR ABDOMEN AP, KUB	51-28-2024   2:06 pm		0-04-2024   12:07 am	EXPIRE NOW	
ab audit test Password: *****	MR Pelvis Wo XR ABDOMEN AP, KUB	25-27-2024   2:06 pm	6/28/2024 2:12:19 PM 6/28/2024 2:13:00 PM 6/28/2024 3:33:42 PM	0-25-2024   12:09 am	EXPIRE NOW	

ACCESS TO SHARED EXAMS CAN BE MONITORED.



*In order for history details such as **Last Accessed** to appear, audit information capture must be enabled via the existing **TracePortalCalls** configuration setting.*

#### Expired Exam Share Links Tab

From this tab, users can:


- Re-activate expired links.
- Delete expired links

Users may manually expire (deactivate) a link at any time, and expired links may be re-activated (un-expired) by setting a new expiration date:

Link Used	Expiration	
19/2024 11:22:08 AM	46-23-2024   6:06 pm	REACTIVATE
19/2024 11:36:10 AM		
19/2024 11:48:42 AM		DELETE

### Reactivate Exam Share Link

**Set Expiration Date**  
Password and link will expire on this date.

m-dd-yyyy 

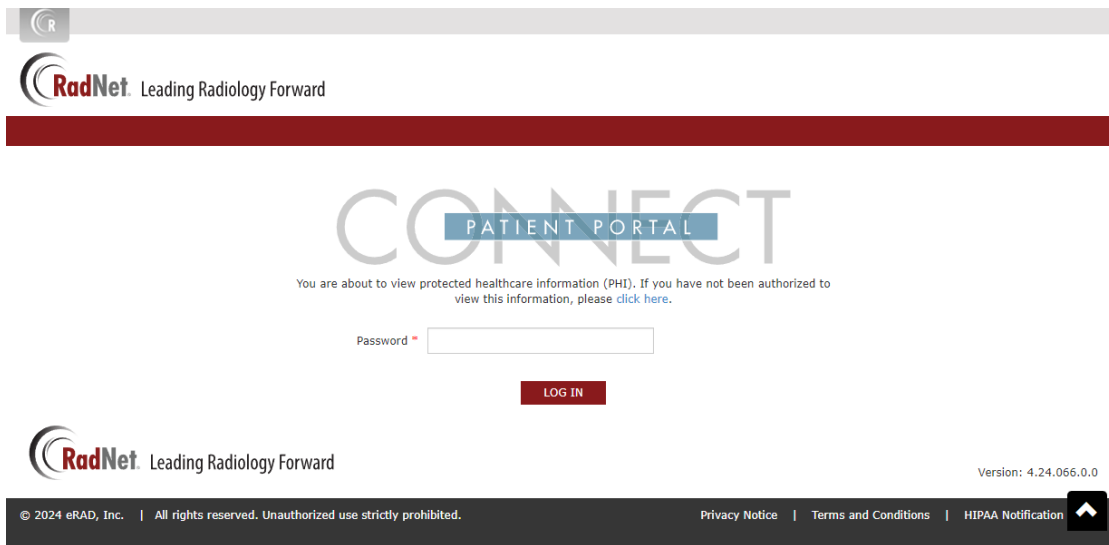
**SUBMIT** **CLOSE**

REACTIVATED LINKS ARE STILL ACCESSED USING THE ORIGINAL PASSWORD.

Additionally, Shared Links are accessible via the Admin Tool, allowing system administrators to expire links on behalf of patients.

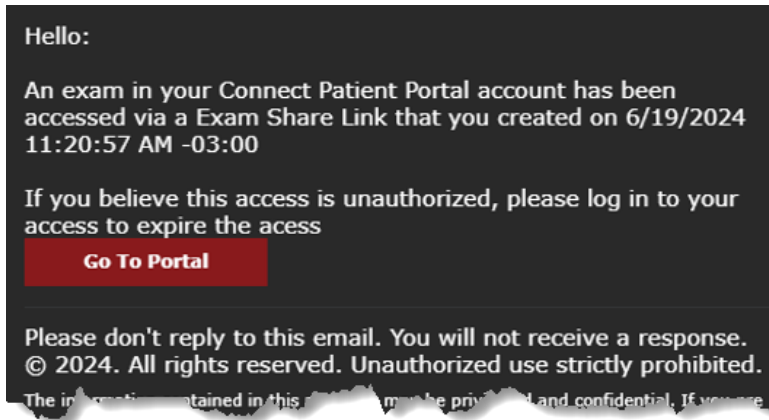
### Accessing Shared Links

A shared link will take the user to a login page, where they are prompted for the password created by patient:



*Optionally, a custom layout may be enabled via the `PortalLayoutExamShareAccess` configuration option.*

When a shared link is accessed, the patient is notified, regardless of successful login:



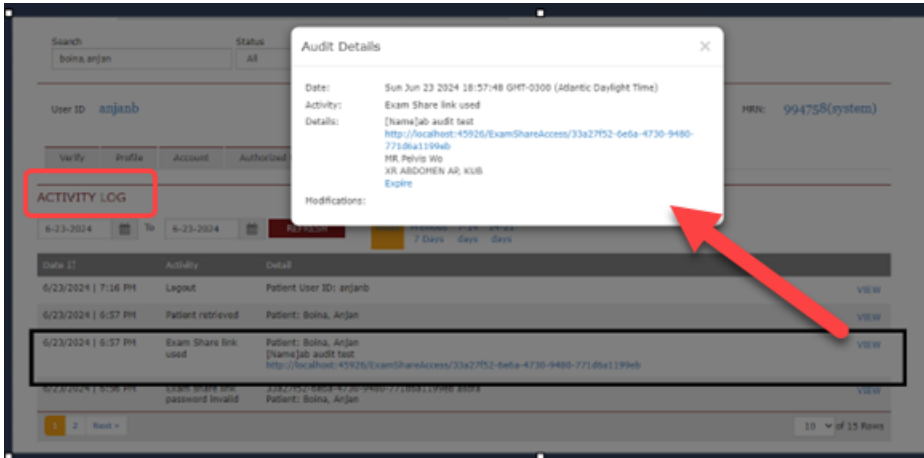
Upon successful login, available details are displayed:

AVAILABLE DETAILS WILL BE DISPLAYED WITH THE DEFAULT LAYOUT.

## Security

To ensure security:

- Only necessary information will be shown. Other information, such as the [Activity](#), [C-CDA](#), and [Messages](#) tabs are not available.
- Each time the link is accessed, regardless of successful login, a message is sent to both the patient's email and phone number, if on file
- If the wrong password is entered more than 3 times, the shared link will be immediately expired. The patient may [REACTIVATE](#) the expired link via the [Expired Exam Share Links](#) tab.
- Shared Links are also accessible via the Admin Portal, allowing system administrators to manage and expire links on behalf of patients, as well as review activities via [Activity Log](#) tab:



AUDIT ACTIVITY DETAILS INCLUDE WHEN A LINK WAS CREATED, EXPIRED, OR ACCESSED.

## Service Team Upgrade Instructions

The Service Team must complete the following actions to deploy this feature:

### Portals

See also CHANGES TO PARAGRAPHCONFIG LOOKUP TABLE.

### Changes to Events

A RADAR event is utilized to initiate email communication to the patient whenever the shared link has been accessed:

- Confirm with the RADAR support team that a new `Portal Exam Share Access` RADAR event type has been created for your system's RADAR user account.

### Changes to lang

The following new settings were added for column headings on the `Share History` tab:

- `Link Created`
- `Last Accessed`
- `Link Expires`

### Changes to applicationsettings.config

- Enable this feature by setting `PPEExamShareEnabled` = `True`.
- If desired, an enhanced layout may be enable by setting `PortalLayoutExamShareAccess` = `True`. The included theme may be modified as required.

The following related settings were added or updated:

Setting	Default	Purpose
<code>PPEExamShareEnabled</code>	False	When True, the Exam Share feature is enabled.
<code>PortalLayoutExamShareAccess</code>	False	When True the custom layout created for exam share access is used. When False, the default Portal layout is used.

## Configuration Instructions

System Administrators must complete the following actions to enable this feature and Service Team assistance is required for some actions:

### RIS Client

#### Changes to SystemConfig Lookup Table Settings

- To capture audit information, ensure the existing `TracePortalCalls` configuration setting is enabled.

## Changes to ParagraphConfig Lookup Table

- Optionally, adjust the text of the new `ParagraphConfig` messages:

Setting	Default	Description
PPGoToPortalButton	Go To Portal	The text on the button which displays in email/SMS that the patient receives when exam link has been accessed. Updated by #27189
PPEExamShareAccessLandingPage	You are about to view protected healthcare information (PHI). If you have not been authorized to view this information, please {0}.	The message displayed to the user when accessing shared exams link. Updated by #27189
PPEExamShareLinkNoLongerAvailable	This link is no longer available.  The link may have expired or been blocked for security reasons. If you need assistance, please call our contact center at {0}	The message displayed to the user when exams shared link is not available or verification is failed. Here {0} will be replaced with contact number for assistance.
PPEExamShareYesConsentCheckbox	Yes, I understand that sharing this link and password will allow all recipients to access my personal Protected Health Information (PHI) within the selected exams.	The message displayed to the patient when creating a share exams link and expiry date. Updated by #27189
PPEExamShareCreateName	<b>Nickname</b>  <i>The name helps you remember each exam share link that you create. </i>	The message displayed to the patient when creating exams share link. Updated by #27189
PPEExamShareCreatePassword	<b>Password</b>  <i>This password must be used with the link to access the selected exams. </i>	The message displayed to the patient when creating exams share link. Updated by #27189
PPEExamShareSetExpirationDate	<b>Expiration Date</b>  <i>The password and link will expire on this date. </i>	The message displayed to the patient when creating a share exams link and expiry date. Updated by #27189



Setting	Default	Description
PPEXamShareImagesDownloadAccess	Permission to Download Images	The message displayed to the patient when creating exams share link. Updated by #27189
PPEXamShareLinkPasswordHeaderMessage	Exam Share allows you to give others access to your exams when you send them a link and password.	The message displayed to the patient in create exam share link section. Updated by #27189
PPEXamSharedAccessNotificationTextEmailM essage	Hello:    An exam in your Connect Patient Portal account has been accessed via an Exam Share Link that you created on {0}    If you believe this access is unauthorized, please log in to your access to expire the access {1}  	Plaintext version of the Shared Exam Access notification email sent to the patient when shared link has been accessed. Updated by #27189
PPEXamSharedAccessNotificationSMSMessage	Hello:    An exam in your Connect Patient Portal account has been accessed via a Exam Share Link that you created on {0}    If you believe this access is unauthorized, please log in to your access to expire the access {1}  	Plaintext version of the Shared Exam Access notification email sent to the patient when shared link has been accessed. Updated by #27189
PPEXamSharedAccessNotificationHTMLEmailM essage	Hello:    An exam in your Connect Patient Portal account has been accessed via a Exam Share Link that you created on {0}    If you believe this access is unauthorized, please log in to your access to expire the access {1}  	HTML version of the Shared Exam Access notification email sent to the patient when shared link has been accessed. Updated by #27189
PPEXamSharedAccessFailedNotificationHTML  EmailMessage	Hello:   Security alert: There was a failed attempt to access an exam in your Connect Patient Portal account.  There was a password failure accessing the Exam Share Link that you previously created on {0}.  This link has been automatically expired to prevent any further access to this data. If you wish to re-enable this shared link, please log in and select REACTIVATE from the Expired Exam Share Links tab. {1}	HTML version of the Shared Exam Access notification email sent to the patient when shared link is unable to be accessed due to multiple incorrect passwords attempts. Updated by #27189
PPEXamSharedAccessFailedNotificationSMS  Message	Hello:   Security alert: There was a failed attempt to access an exam in your Connect Patient Portal account.  There was a password failure accessing the Exam Share Link that you previously created on {0}.  This link has been	Plaintext version of the Shared Exam Access notification email sent to the patient when shared link has been expired due to

Setting	Default	Description
	automatically expired to prevent any further access to this data. If you wish to re-enable this shared link, please log in and select REACTIVATE from the Expired Exam Share Links tab. {1}	multiple wrong passwords. Updated by #27189
PPEXamSharedAccessFailedNotificationTextEmailMessage	Hello.   Security alert: There was a failed attempt to access an exam in your Connect Patient Portal account.  There was a password failure accessing the Exam Share Link that you previously created on {0}.  This link has been automatically expired to prevent any further access to this data. If you wish to re-enable this shared link, please log in and select REACTIVATE from the Expired Exam Share Links tab. {1}	Plaintext version of the Shared Exam Access notification email sent to the patient when shared link is unable to be accessed due to multiple incorrect passwords attempts. Updated by #27189
PPEXamShareCopyLinkHeaderOnPopUp	Copy and share this link, along with the password, with individuals that you want to provide access to the selected exams.	The message displayed to the patient when exam link has been generated and copied to clipboard. Updated by #27189
PPEXamShareAccessLoginTitle	Exam Share Access Login	Title displayed on the login page of the user who uses shared link. Updated by #27189
PPEXamShareTitle	Exam Share	Title displayed on shared tab. Updated by #27189
PPEXamShareImagesDownloadAccess	Permission to Download Images	The message displayed to the patient when creating exams share link. Updated by #27189
PPEXamShareHeader	Create Exam Share Link	The message displayed under create exam share link tab. Updated by #27189
PPEXamShareSelectAll	Select All	The message displayed under create exam share link tab. Updated by #27189
PPEXamShareUnselectAll	Unselect All	The message displays under create exam share link tab. Updated by #27189

Setting	Default	Description
PPExpiredExamShareLinks	Expired Exam Share Links	The message displayed under exams share history tab. Updated by #27189
PPReactivateExamShareLink	Reactivate Exam Share Link	The message displayed under exams share history tab on modal pop up when patient reactivates expired links. Updated by #27189
PPActiveExamShareLinks	Activate Exam Share Link	The message displayed under exams share history tab. Updated by #27189
PPExamShareLinkCopied	Link has been successfully copied	The message displayed when patient copies the exam share link. Updated by #27189
PPCreateExamShareLink	Share Exams	The text displayed on the Share Exams tab. Updated by #27189
PPExamShareGenerateLinkButton	Generate Link	The text displayed on the Generate Link tab. Updated by #27189
PPExamShareHistory	Share History	The text displayed on the Share history tab. Updated by #27189
PPSelectExamsToShareMessage	<b>My Exams</b> <p>Select exams that you want to share. </p>	The message displayed under create exam share link tab for selecting the exams list to share. Updated by #27189

# VERSION DETAILS

## Code Stream

The following source code branches have been merged into this release:

