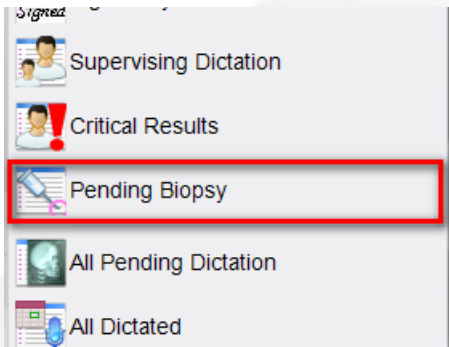
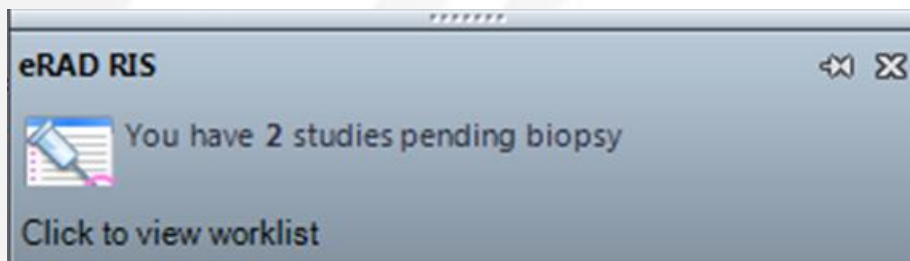


Biopsy

The procedures are listed on the Pending Biopsy WL

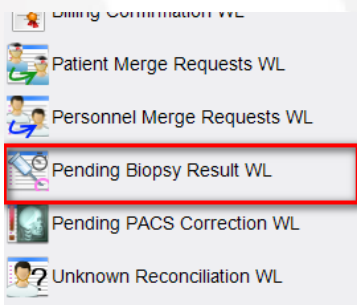


The radiologist is notified that they are needed for the biopsy



The Radiologist will perform the biopsy and annotates the breast image with locations of biopsy samples and FNL samples. A procedure report is created that includes pertinent details of the biopsy including the diagram. When the biopsy procedure is marked as completed by a radiologist, a Biopsy Procedure Report is required to be created, printed, stored as an attachment.

The study then remains on the Pending Biopsy Results WL until the Pathology results are back



Once the pathology report is received and documented it will then go to the pending dictation WL to be read.