



eRAD RIS

RELEASE ANNOUNCEMENT

Build 4.2024.063

UPDATED MAY 28, 2024

TABLE OF CONTENTS

Summary 2

 Release Announcement..... 2

 New Features..... 2

Feature Details 3

 Portal Viewer..... 3

 Feature #32475 – AMBRA PACS Portal Integration..... 3

Version Details 5

 Code Stream..... 5

PUBLICATION HISTORY

Revision	Author	Description
May 28, 2024	Kevin Brooks, Michelle Mahabir / Hilary Saltmarsh	<ul style="list-style-type: none"> Commercial release.

SUMMARY

Release Announcement

This release of ERAD RIS 4.2024.063 introduces support for AMBRA PACS image viewer.

New Features

This release introduces the following features and enhancements:

Category	Redmine #	Subject	Description
Portal Viewer	32475	AMBRA PACS Portal Integration	This enhancement to Portal Viewer introduces support for AMBRA PACS for image viewing in the Patient Portal.

SORTED BY CATEGORY AND REDMINE

Refer to the [FEATURE DETAILS](#) section below for configuration and usage information.

FEATURE DETAILS

Portal Viewer

Feature #32475 – AMBRA PACS Portal Integration

Summary

This enhancement to Portal Viewer introduces support for AMBRA PACS for image viewing in the Patient Portal.

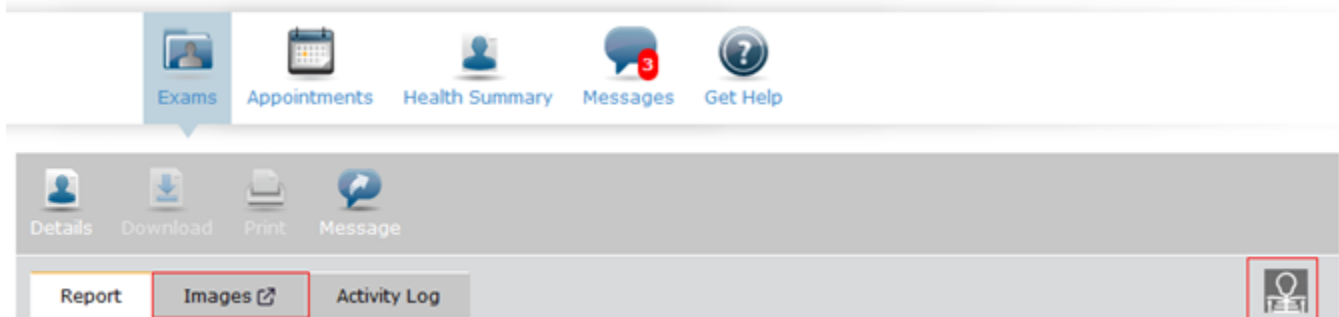
Background

Previously, AMBRA PACS was not a supported viewer for images within the Patient Portal.

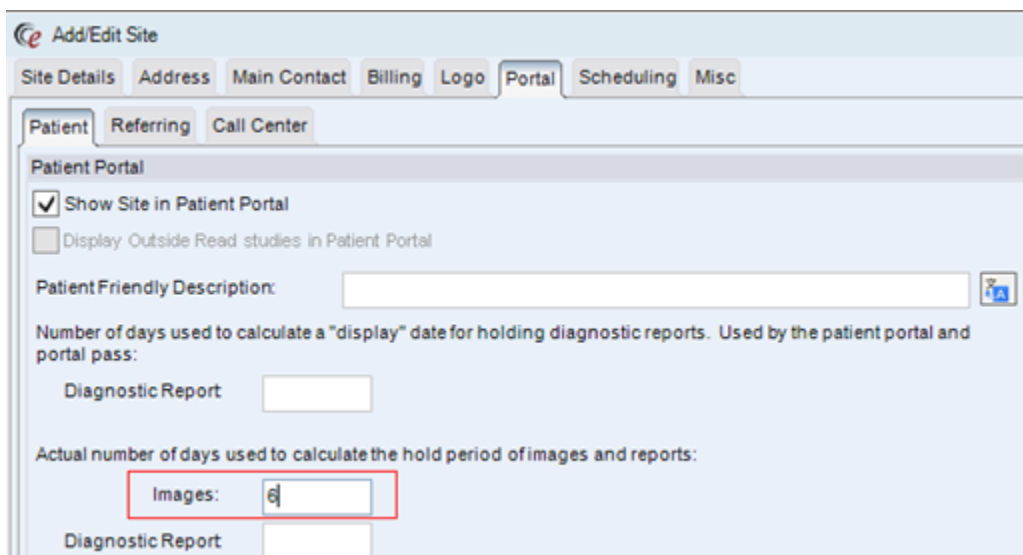
Feature Description

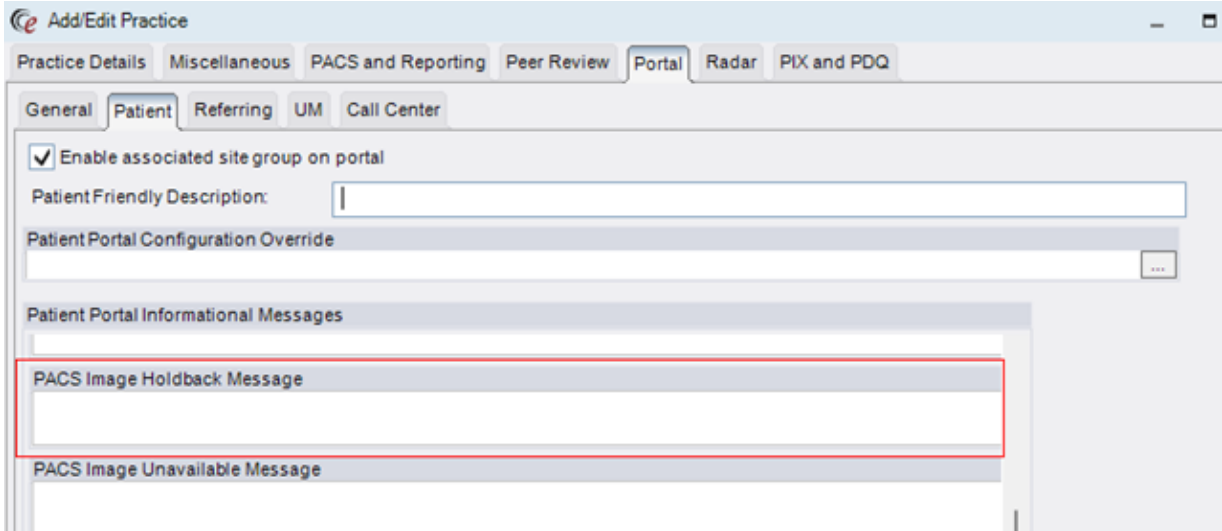
With these changes, AMBRA PACS has been implemented as an option for viewing images. At this time, AMBRA PACS is only accessible via the Patient Portal; the Referring Portal will continue to utilize the existing eRAD PACS viewer.

When a report is signed and the image holdback period has passed, the system will now generate an external link that will be accessible via the `Images` tab or the `X-ray Skull` image. Clicking either will open a new window with the viewable images.



The system will continue to validate the image holdback period for unsigned reports via the configured value at the site level. If the holdback period has not elapsed, the holdback message will be displayed via the system config, `PPImagesHoldBackMessage`, on the Images tab.





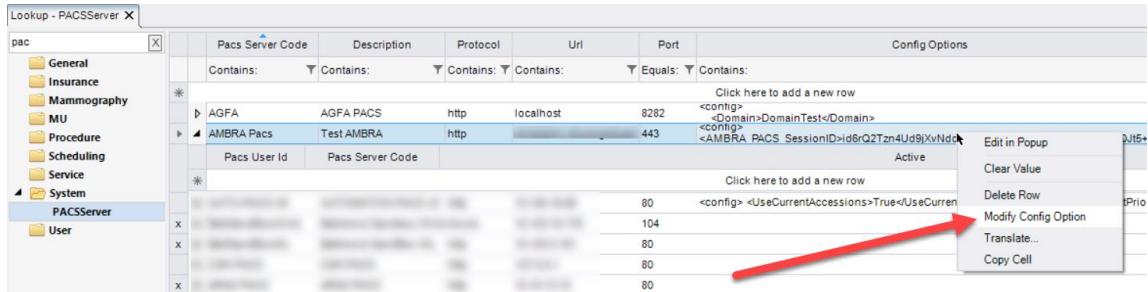
Configuration Instructions

System Administrators must complete the following actions to enable this feature:

RIS Client

Changes to PACSServer Lookup Table

- Enable this feature by configuring `AMBRA_PACS_Domain` for your installation for desired PACS Server.
- Additionally, configure `AMBRA_PACS_PrivatePassKey` and `AMBRA_PACS_SessionID`
 - Note the values for `AMBRA_PACS_SessionID` and `AMBRA_PACS_PrivatePassKey` will be encrypted, therefore these values must be updated via the `Modify Config Option` editor window:



The following related settings were added or updated:

Setting	Default	Purpose
AMBRA_PACS_Domain	Blank	Domain URL for AMBRA PACS. Updated by #32475
AMBRA_PACS_PrivatePassKey	Blank	Private passkey used to encrypt accession data. Updated by #32475
AMBRA_PACS_SessionID	Blank	Session ID used in the AMBRA PACS server requests. Updated by #32475

VERSION DETAILS

Code Stream

The following source code branches have been merged into this release:

