



## eRAD RIS

# RELEASE ANNOUNCEMENT

Build 4.2023.035  
(includes Build 4.2023.034)

UPDATED JUNE 1, 2023

### TABLE OF CONTENTS

**Summary** ..... 2

    Release Announcement ..... 2

    New Features ..... 2

    Resolved Issues ..... 2

**Feature Details** ..... 3

    Feature #16587 – Ability to batch cancel orders ..... 3

### PUBLICATION HISTORY

Revision	Author	Description
June 1, 2023	Kevin Brooks / Hilary Saltmarsh	<ul style="list-style-type: none"> <li>▪ Commercial release.</li> </ul>

# SUMMARY

## Release Announcement

*This release of ERAD RIS 4.2023.035 resolves Insurance Eligibility issues with the Amount To Collect calculation.*

*This release also includes the (recalled) ERAD ERAD RIS 4.2023.034 content that enhances the cancel orders feature to support batch cancellations.*

## New Features

This release also includes the ERAD ERAD RIS 4.2023.034 enhancement:

Category	Redmine #	Subject	Description
Cancel	16587	Ability to batch cancel orders	This enhancement adds the ability to batch cancel orders from the Orders to Schedule worklist.

## Resolved Issues

This release resolves the following issues:

Category	Redmine #	Subject
Insurance Eligibility	33916	Resolved an Insurance Eligibility issue where the Amount To Collect calculation was incorrect when NPD had no pricing.
Insurance Eligibility	33975	Resolved an Insurance Eligibility issue where the Amount To Collect calculation was zero due to incorrectly including non-primary insurance.

# FEATURE DETAILS

This release also includes the ERAD ERAD RIS 4.2023.034 enhancement:

## Feature #16587 - Ability to batch cancel orders

### Summary

This enhancement adds the ability to batch cancel orders from the Orders to Schedule workload.

This is particularly helpful when one study on the order is canceled or discontinued and the Schedule Later option is chosen, putting the study back to Ordered status and displaying it on the Orders to Schedule WL. If the patient elects not to have the study, there will no longer be any difficulty removing it from the Orders to Schedule WL.



*Note that RIS does not cancel the order if there is an active study, but will cancel the unscheduled study that is causing the order to appear on the Orders To Schedule workload.*

### Feature Description

Previously, each order had to be cancelled individually, entering a reason for cancellation each time.

With this change, users may multiselect rows from the **Orders to Schedule** workload and cancel all with a single **Cancel** reason:

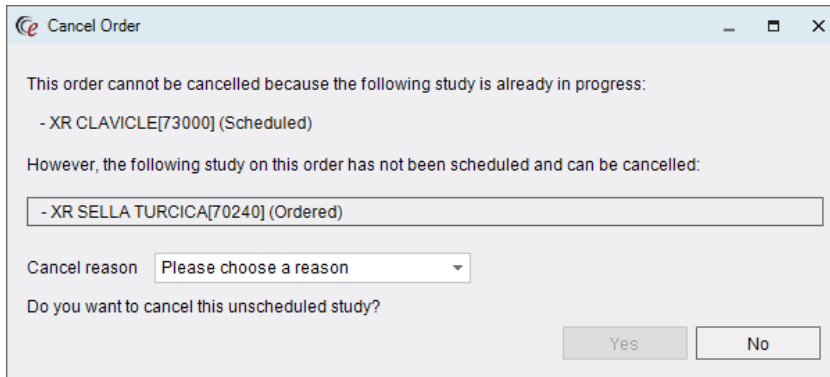
The screenshot shows a window titled "Orders To Schedule (12475)". It contains a table with columns: Flags, Status, Procedures, and Order Date. The table lists various medical orders with their respective dates. A red bracket on the left side of the table highlights a range of rows. A callout box points to the first row of this range, stating: "To select a range of rows, select the first row, then Shift-Click on the last row." Another callout box points to a row that is not selected, stating: "Ctrl-Click to unselect any row." A context menu is open over one of the rows, showing options like Schedule, Walk-in, IVT, Patient Folder, Print Forms, Attachments, Clinical Tasks, Portals, RADAR Quick Message, Cancel Order, and Add to Folder. The "Cancel Order" option is highlighted by the mouse cursor.

QUICKLY SELECT AND CANCEL A RANGE OF ORDERS.

When cancelling an order that requests multiple studies, and some of those related studies are already in progress, the **Cancel Order(s)** action will cancel the unscheduled studies while leaving studies in a more advanced status (along with

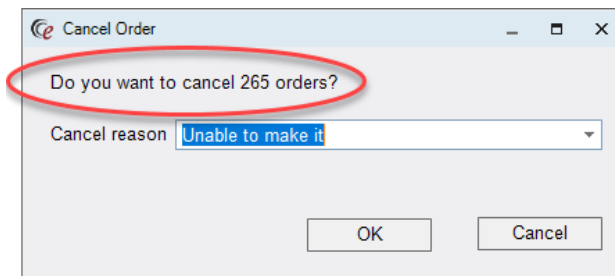
the underlying order) intact. Additional details of this behavior is noted in FEATURE #21668 - 'CANCEL ORDER' EVEN THOUGH RELATED STUDIES ARE ALREADY IN PROGRESS.

Currently, when canceling a single order with a conflicting study, users are presented a warning message with details of affected orders.



THE EXISTING CANCEL DIALOG WHEN A STUDY IS IN PROGRESS.

This is unchanged for a single study, however cancelling multiple studies will not display the same warning messages as this would be problematic when canceling e.g., hundreds of orders. Instead, users are simply informed of a count of orders to be cancelled:



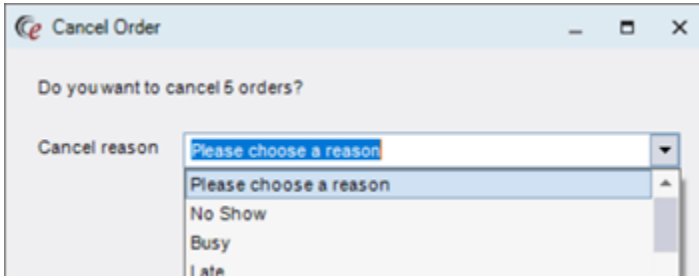
THE NEW CANCEL MULTIPLE ORDERS DIALOG.

Permission to cancel multiple orders is controlled via a new `Clinical.CancelOrder` RIS Access String.

## Usage

To cancel one or more orders:

1. Navigate to the `Orders to Schedule` worklist.
2. Filter and sort the worklist as required.
3. To select a contiguous block of items to be cancelled:
  - a. Select the first row.
  - b. Scroll down if necessary.
  - c. `Shift-Click` on the last row.
4. To add or remove individual rows:
  - a. `Ctrl-Click` on any row to toggle as selected/unselected.
5. To cancel all selected orders:
  - a. `Right-Click` any selected row and select `Cancel`.
6. Enter or select cancellation reason:



USERS MAY SELECT A PRE-DEFINED REASON, OR TYPE A REASON IF NO APPROPRIATE SELECTION APPLIES.

7. Select OK.

## RIS Client

### Changes to AccessString Lookup Table Settings

- Grant access permissions to the existing `Clinical.CancelOrder` and new `Clinical.CancelOrderSelected` as necessary.

The following related settings were added or updated:

Setting	Default	Purpose
Clinical.CancelOrder	Value=[None   Disabled   Full], Default=[Full]	Controls access to the "Cancel Order" context menu to cancel the (single) selected order. When [Disabled], context menu item is disabled. When [None], item is hidden. Added in v3.2018.5.6 #22725
Clinical.CancelOrderSelected	Value=[None   Disabled   Full], Default=[Full]	Controls access to the "Cancel Order(s)" context menu to cancel all selected orders. When [Disabled], context menu item is disabled. When [None], item is hidden. Updated by #16587